


manager<sup>top</sup>  
Hair Systems




PROFESSIONAL HAIRSYSTEMS FOR MEN

by DENING HAIR 

## MANAGER TOP HAIRSYSTEMS | INNOVATIVE HAIRSYSTEMS FOR MEN

A wide selection of styles and colours are delivered immediately ex stock as well as custom-made to meet your exact requirements. There is no limit for your creativity. Manager Top Hairsystems are only available in specialised shops.



### → IMMEDIATE DELIVERY

from classic toupee and wig design to innovative lace-front-techniques

### → SECRET|HAIR®

bonding-hairsystems for permanent attachment

### → CUSTOM MADE ORDERS

→ INNOVATIVE SYSTEMS FOR ATTACHMENT

→ PROFESSIONAL CARE PRODUCTS

→ ALLROUND SERVICE FOR YOUR CUSTOMERS

# CONTENTS

GO!  
CREATE!

**manager**top®  
Hair Systems

PROFESSIONAL HAIRSYSTEMS FOR MEN

➔	<b>SECRET HAIR® BONDING HAIRSYSTEMS HUMAN HAIR</b>	<b>4-9</b>
	PU-FOIL	MICRO-SKIN 5 MICRO-SKIN-PLUS 5 SECRET-SKIN 6 ACTIVE-SKIN 7 STRONG-SKIN 7
	WELDED-MONO (NET)	MT - 1000 9 MT - 3000 9
➔	<b>HAIRSYSTEMS HUMAN HAIR</b>	<b>10-13</b>
	LACE-FRONT	MT - 5000 11
	PU-FRONT	MT - 5500 11
	LACE-FRONT	MT - 6000 12
	PU-FRONT	MT - 120 13 MT - 420 13
➔	<b>HAIRSYSTEMS MATRIX HAIR</b>	<b>14-15</b>
	HUMAN HAIR / SYNTHETIC HAIR-MIX	MT - 2500 15 MT - 2700 15
➔	<b>HAIRSYSTEMS COSMO HAIR</b>	<b>16-17</b>
	HEAT-RESISTANT SYNTHETIC HAIR	MT - LACE 17
➔	<b>HAIRSYSTEMS SYNTHETIC HAIR</b>	<b>18-25</b>
	EASY-TO-WEAR	MT - 410 18
	LACE-FRONT	MT - 415 19 MT - 510 20
	SUPER-FRONT	MT - 610 21 MT - 460 22 MT - 810 23
	TRANSPARENT PU-FRONT	MT - 450 24 MT - 800 24 MT - 430 24
	STABLE PU-FRONT	MT - 300 25 MT - 400 25
➔	<b>MEN'S WIGS HUMAN HAIR</b>	<b>26-29</b>
	MONO + HAND-TIED + SF	CHARLES SF 26
	MONO + HAND-TIED	HENRY 27
	FULL-MONO + PU	MR. BOND 27
	HUMAN HAIR STYLING	HENRY 28-29
➔	<b>MEN'S WIGS SYNTHETIC HAIR</b>	<b>30-33</b>
	MONO + HAND-TIED + SF	LUCA SF 30
	MONO + HAND-TIED	ALISON 31
	MONO + WEFTS + SUPER-FRONT	BEN SF 31
	MONO + WEFTS	CARLOS 32
	WEFTS + SUPER-FRONT	ALEX SF 33
	WEFTS	TIM 33
➔	<b>CARE PRODUCTS</b>	<b>34-35</b>
➔	<b>ATTACHMENT SYSTEMS</b>	<b>36-43</b>
➔	<b>ACCESSORIES</b>	<b>44-45</b>
➔	<b>BONDING CONCEPT &amp; BONDING METHODS</b>	<b>46-53</b>
➔	<b>COLOUR GUIDE</b>	<b>54-55</b>




Micro-Skin



Micro-Skin



Micro-Skin-Plus



MICRO-SKIN, MICRO-SKIN-PLUS, SECRET-SKIN, ACTIVE-SKIN, STRONG-SKIN, MT-1000, MT-3000

## SECRET|HAIR® BONDING HAIRSYSTEMS HUMAN HAIR

SECRET|HAIR® hairsystems are ideally suitable for permanent bonding. All 7 hairsystems can be easily cut into the required size and are available for immediate delivery in a wide range of colours. The Welded-Mono styles MT-1000 and MT-3000 ensure high comfort and very good durability. The skin-toupees (PU) MICRO-SKIN, MICRO-SKIN-PLUS, SECRET-SKIN, ACTIVE-SKIN and STRONG-SKIN enable a very natural look and simple cleaning.

For permanent bonding the client's scalp is cleaned with special products and thereby prepared for bonding. The permanent bonding is realised with medical liquid adhesive (method A) or with special adhesive tapes (method B). The attachment will last for about 4 weeks.

The customer always receives 2 hairsystems. It enables thorough cleaning of the removed one. This is the basis for professional work and a long lasting attachment. Bonding, removing and cleaning is always done in the studio using professional adhesive, cleaning and care products. These products ensure best attachment on the client's scalp as well as minimization of the hairsystem's wear out.

Please find information about SECRET|HAIR® adhesive-, cleaning and care-products on pages 40-41.

Detailed information about SECRET|HAIR® Bonding can be found in this catalogue on pages 46-53.



HUMAN HAIR

## MICRO-SKIN

26 x 19 cm

strength G3 | 0.10 mm + front 0.5 cm G2 | 0.08 mm



HUMAN HAIR

## MICRO-SKIN-PLUS

26 x 19 cm

strength G2 | 0.08 mm + front 0.5 cm G1.5 | 0.06 mm



SECRET||HAIR®

① very thin transparent PU-Skin, G3

MICRO-SKIN	ECHTHAAR
<b>Very thin transparent PU-Skin (Polyurethane)</b>	
SIZE:	26 x 19 cm
HAIR QUALITY:	Indo /Chinese-Mix Hair, white (grey) hair made of heat-resistant synthetic fibre
HAIR STYLE:	Freestyle, all styles possible
HAIR LENGTH:	15 cm
HAIR VOLUME:	<b>extra-light to light, 80 -100 %</b>
WAVES / CURLING:	front /top 30mm, sides /back 35mm
BASE MATERIAL:	very thin transparent PU, strength G3   0.10 mm with V-loop technique
FRONT:	0.5 cm very thin transparent PU, strength G2   0.08 mm
ADHESIVE SURFACE:	all over PU
COLOURS:	1-B, 2, 2-B, 3, 4, 6, 7, 8, 9, 10, 11, 12-G, 14, 15, 16 2B/10, 2B/20, 2B/40, 4/20, 4/40, 4/90, 10/20, 10/40, 10/60, 10/85, 11/30, 11/75, 12/25, 12/50, 14/40

The customer needs about 6 to 12 hairsystems per year.

① very thin transparent PU-Skin, G2

MICRO-SKIN-PLUS	ECHTHAAR
<b>Very thin transparent PU-Skin (Polyurethane)</b>	
SIZE:	26 x 19 cm
HAIR QUALITY:	Indo /Chinese-Mix Hair, white (grey) hair made of heat-resistant synthetic fibre
HAIR STYLE:	Freestyle, all styles possible
HAIR LENGTH:	15 cm
HAIR VOLUME:	<b>medium, 130 %</b>
WAVES / CURLING:	natural straight, no additional curling.
BASE MATERIAL:	very thin transparent PU, strength G2   0.08 mm with V-loop technique
FRONT:	very thin transparent PU, strength G1.5   0.06 mm
ADHESIVE SURFACE:	all over PU
COLOURS:	1-B, 2, 2-B, 3, 4, 6, 7, 8, 9, 10, 11, 12-G, 14, 15, 16 2B/10, 2B/20, 2B/40, 4/20, 4/40, 10/20, 10/40, 10/60, 11/30, 11/75, 12/25, 12/50, 14/40

The customer needs about 4 to 6 hairsystems per year.

➔ SECRET|HAIR®  
 BONDING HAIRSYSTEMS HUMAN HAIR  
 PU-FOIL



HUMAN HAIR

**SECRET-SKIN**

26 x 19 cm

strength G6 | 0.12 mm



① thin transparent PU-Skin, G6

SECRET-SKIN	HUMAN HAIR
<b>Thin transparent PU-Skin (Polyurethane)</b>	
SIZE:	26 x 19 cm
HAIR QUALITY:	high quality human hair, white (grey) hair made of heat-resistant synthetic fibre
HAIR STYLE:	Freestyle, all styles possible
HAIR LENGTH:	15 cm
HAIR VOLUME:	light-medium to medium, 115 - 130 %
BASE MATERIAL:	thin transparent PU, strength G6, 0.12 mm, with small single knot
FRONT:	transparent PU, strength G6, 0.12 mm
ADHESIVE SURFACE:	all over PU
COLOURS:	1-B, 2, 2-B, 3, 4, 6, 7, 9, 10, 11, 12-G, 14, 15, 16, 21, 23A/26 2B/10, 2B/20, 2B/40, 2B/60, 4/20, 4/40, 4/90, 10/20, 10/40, 10/60, 11/30, 11/75, 12/25, 12/50, 14/40
<b>The customer needs about 3 to 4 hairsystems per year.</b>	



HUMAN HAIR

## ACTIVE-SKIN

26 x 19 cm

strength G8 | 0.14 mm + front 0.5 cm G4 | 0.1 mm



HUMAN HAIR

## STRONG-SKIN

26 x 19 cm

strength G12 | 0.18 mm



- ① transparent PU-Skin, G4
- ② transparent PU-Skin with Silk-Inlay, G8

- ① stable transparent PU-Skin, G12

ACTIVE-SKIN	HUMAN HAIR
<b>Transparent PU-Skin (Polyurethane) with Silk-Inlay</b>	
SIZE:	26 x 19 cm
HAIR QUALITY:	high quality human hair, white (grey) hair made of heat-resistant synthetic fibre
HAIR STYLE:	Freestyle, all styles possible
HAIR LENGTH:	15 cm
HAIR VOLUME:	medium, 130 %
BASE MATERIAL:	transparent PU with Silk-Inlay, strength G8, 0.14 mm, with small single knot
FRONT:	0.5 cm transparent PU, strength G4, 0.1 mm
ADHESIVE SURFACE:	all over PU
COLOURS:	1-B, 2, 2-B, 3, 4, 6, 7, 9, 10, 11, 12-G, 14, 15, 16, 21 2B/10, 2B/20, 2B/40, 4/20, 4/40, 4/90, 10/20, 10/40, 10/60, 10/85, 11/75, 12/50, 14/40
The customer needs about 2 to 3 hairsystems per year.	

STRONG-SKIN	HUMAN HAIR
<b>Stable transparent PU-Skin (Polyurethane)</b>	
SIZE:	26 x 19 cm
HAIR QUALITY:	high quality human hair, white (grey) hair made of heat-resistant synthetic fibre
HAIR STYLE:	Freestyle, all styles possible
HAIR LENGTH:	15 cm
HAIR VOLUME:	medium, 130 %
BASE MATERIAL:	stable transparent PU, strength G12, 0.18 mm, with small single knot
FRONT:	transparent PU, strength G12, 0.18 mm
ADHESIVE SURFACE:	all over PU
COLOURS:	1-B, 2, 2-B, 3, 4, 6, 7, 9, 10, 11, 12-G, 14, 15, 16, 21, 23A/26 2B/10, 2B/20, 2B/40, 4/20, 4/40, 4/90, 10/20, 10/40, 10/60, 11/30, 11/75, 12/50, 14/40
The customer needs about 2 to 3 hairsystems per year.	

→ SECRET|HAIR®  
BONDING HAIRSYSTEMS HUMAN HAIR  
WELDED-MONO (NET)

# ECHT HAAR BONDING

**managertop**®  
Hair Systems

8 | PROFESSIONAL HAIRSYSTEMS FOR MEN





HUMAN HAIR

**MT-1000**

26 x 19 cm



HUMAN HAIR

**MT-3000**

26 x 19 cm



① Welded-Mono (medium strong), sealed

MT-1000	HUMAN HAIR
<b>Welded-Mono (Net)</b>	
SIZE:	26 x 19 cm
HAIR QUALITY:	Indo/Chinese-Mix Hair, white (grey) hair made of heat-resistant synthetic fibre
HAIR STYLE:	indirect parting left, Freestyle, all styles possible
HAIR LENGTH:	15 cm
HAIR VOLUME:	light-medium to medium, 115 - 130 %
BASE MATERIAL:	Welded-Mono (medium strong   Soft-Mono-Lace)
FRONT:	Welded-Mono (medium-strong), sealed
ADHESIVE SURFACE:	none, special adhesive necessary for lace
COLOURS:	1-B, 2, 2-B, 3, 4, 6, 7, 9, 10, 11, 12-G, 14, 15, 16 2B/10, 2B/20, 2B/40, 4/20, 4/40, 4/90, 10/20, 10/40, 10/60, 10/85, 11/75, 12/50, 14/40

The customer needs about 2 to 3 hairsystems per year.



① Welded-Mono (medium strong), sealed

MT-3000	HUMAN HAIR
<b>Welded-Mono (Net)</b>	
SIZE:	26 x 19 cm
HAIR QUALITY:	Elegant Remy Hair, high quality Indo Hair (Indo Special), white (grey) hair made of heat-resistant synthetic fibre
HAIR STYLE:	All-Back-Style, stand-up knotting from front to back, all styles possible
HAIR LENGTH:	20 cm
HAIR VOLUME:	medium, 130 %
BASE MATERIAL:	Welded-Mono (medium strong   Soft-Mono-Lace)
FRONT:	Welded-Mono (medium-strong), sealed
ADHESIVE SURFACE:	none, special adhesive necessary for lace
COLOURS:	1-B, 2-B, 3, 4, 6, 7, 10, 11, 12-G, 14, 15, 16, 21, 23A/26, 8/28/26, 4/31, 33/32B Chocolate/Cream-Root (10/27/20R+Root8), Honey-Toast (12/15/25-12), Honey-Mix (12A/25R/28), Vanilla-Root (14/26+Root14), Champagne-Root (20R/23+Root10) 2B/10, 2B/20, 2B/40, 2B/60, 4/20, 4/40, 4/60, 4/90, 10/20, 10/40, 10/60, 11/30, 11/75, 12/25, 12/50, 14/40

The customer needs about 2 to 3 hairsystems per year.

MT-5000, MT-5500

→ HAIRSYSTEMS HUMAN HAIR  
LACE-FRONT | PU-FRONT

manager<sup>top</sup><sup>®</sup>  
Hair Systems

# HUMAN HAIR



HUMAN HAIR

**MT-5000**

25 x 20 cm  
individual  
base cutting



- ① fine Welded-Mono (Lace-Front)
- ② thin transparent PU-coating
- ③ Fine-Mono



HUMAN HAIR

**MT-5500**

25 x 20 cm  
individual  
base cutting



- ① thin PU-front
- ② PU-Foil
- ③ Fine-Mono

<b>MT-5000</b>		<b>HUMAN HAIR</b>
<b>Fine-Mono with thin transparent PU-coating and wide Lace-Front</b>		
SIZE:	25 x 20 cm individual base cutting	
HAIR QUALITY:	Indo /Chinese-Mix Hair, white (grey) hair made of heat-resistant synthetic fibre	
HAIR STYLE:	Freestyle	
HAIR LENGTH:	10 - 15 cm	
HAIR VOLUME:	light-medium to medium, 115 - 130 %	
BASE MATERIAL:	Fine-Mono	
FRONT:	fine Welded-Mono (Hollywood technique), single-layered. 1.5 cm without hair + 1.5 cm with hair	
ADHESIVE SURFACE:	thin transparent PU-coating of 3-6 cm width all around	
COLOURS:	1-B, 2-B, 3, 4, 6, 7, 9, 10, 11, 12-G, 14, 15, 16 2B/10, 2B/20, 2B/40, 4/20, 4/40, 4/60, 4/90, 10/20, 10/40, 10/60, 10/85, 11/75, 12/25, 12/50, 14/40, 14/60	

<b>MT-5500</b>		<b>HUMAN HAIR</b>
<b>Fine-Mono with thin transparent PU-Foil all around</b>		
SIZE:	25 x 20 cm individual base cutting	
HAIR QUALITY:	Indo /Chinese-Mix Hair, white (grey) hair made of heat-resistant synthetic fibre	
HAIR STYLE:	Freestyle	
HAIR LENGTH:	15 cm	
HAIR VOLUME:	medium to medium-heavy, 130 - 150 %	
BASE MATERIAL:	Fine-Mono	
FRONT:	transparent thin PU-Front	
ADHESIVE SURFACE:	thin transparent PU-coating of 4-7 cm width all around	
COLOURS:	1-B, 2-B, 3, 4, 6, 7, 9, 10, 11, 12-G, 14, 15, 16 2B/10, 2B/20, 2B/40, 4/20, 4/40, 4/60, 4/90, 10/20, 10/40, 10/60, 10/85, 11/75, 12/25, 12/50, 14/40, 14/60	

MT-6000, MT-120, MT-420

→ HAIRSYSTEMS HUMAN HAIR  
LACE-FRONT | PU-FRONT



HUMAN HAIR

**MT-6000**

24 x 18 cm

*individual  
base cutting to  
15 x 12 cm*



- ① Scallop-Front, fine Welded-Mono, single-layered
- ② thin transparent PU-coating
- ③ Fine Welded-Mono, medium

**MT-6000**

**HUMAN HAIR**

**Fine Welded-Mono (medium strong) with thin transparent PU-coating and Soft-Mono-Lace-Front**

SIZE:	24 x 18 cm <i>individual base cutting to 15 x 12 cm</i>
HAIR QUALITY:	Indo /Chinese-Mix Hair, white (grey) hair made of heat-resistant synthetic fibre
HAIR STYLE:	Freestyle
HAIR LENGTH:	15 cm
HAIR VOLUME:	light-medium to medium, 115 - 130 %
BASE MATERIAL:	fine Welded-Mono, medium strong
FRONT:	fine Welded-Mono (Hollywood technique) with Scallop-Front (Flower-Front), single-layered. 0.8 cm without PU + 4 cm thin transparent PU-coating
ADHESIVE SURFACE:	thin transparent PU-coating of 4-6 cm width all around
COLOURS:	2, 2-B, 3, 4, 6, 7, 8, 10, 12, 12-G, 14, 15, 21 2B/10, 2B/20, 2B/40, 4/20, 4/40, 4/60, 4/90, 10/20, 10/40, 10/60, 11/30, 11/75, 12/25, 12/50, 14/40

**managertop**<sup>®</sup>  
Hair Systems



HUMAN HAIR

**MT-120**

26 x 19 cm  
20.5 x 17.5 cm  
19 x 15 cm  
17 x 13.5 cm



- ① wave front
- ② transparent PU-front
- ③ Fine-Monofilament
- ④ PU adhesive surface



HUMAN HAIR

**MT-420**

24 x 18 cm



- ① Underventilation
- ② Fine-Monofilament
- ③ PU adhesive surface

MT-120	HUMAN HAIR
<b>Fine-Mono with transparent PU-Front</b>	
SIZE:	26 x 19 cm, <i>individual base cutting to 20.5 x 17.5 cm, 19 x 15 cm and 17 x 13.5 cm</i>
HAIR QUALITY:	Indo Hair (white hair made of heat-resistant synthetic fibre)
HAIR STYLE:	without parting, Freestyle
HAIR LENGTH:	12 - 15 cm
HAIR VOLUME:	medium to medium-heavy, 130 - 150 %
BASE MATERIAL:	Fine-Monofilament
FRONT:	transparent PU-Front, 0.4 mm thin
ADHESIVE SURFACE:	PU-Front and PU all around
COLOURS:	1-B, 2-B, 3, 4, 6, 7, 8, 10, 12, 14, 15, 16, 18, 21 2B/10, 2B/20, 2B/40, 4/20, 4/40, 4/60, 4/90, 10/20, 10/40, 10/60, 11/30, 11/75, 12/25, 12/50, 14/40

MT-420	HUMAN HAIR
<b>Fine-Mono with PU-edge</b>	
SIZE:	24 x 18 cm
HAIR QUALITY:	Indo Hair (white hair made of heat-resistant synthetic fibre)
HAIR STYLE:	parting left
HAIR LENGTH:	12 - 15 cm
HAIR VOLUME:	medium-heavy, 150 %
BASE MATERIAL:	Fine-Monofilament with PU-edge
FRONT:	PU-Front, underventilated with baby hair
ADHESIVE SURFACE:	PU all around and T-surface in neck area
COLOURS:	1-B, 2, 2-B, 3, 4, 6, 8, 10, 12, 14, 16 2B/10, 2B/40, 4/20, 4/40, 4/60, 4/90, 10/20, 10/40, 10/60, 11/30, 11/75, 12/25, 12/50, 14/40

MT-2500, MT-2700

→ HAIRSYSTEMS MATRIX HAIR  
HUMAN HAIR / SYNTHETIC HAIR-MIX

**managertop**<sup>®</sup>  
Hair Systems



MT-2500, MT-2700

## MATRIX HAIR

MATRIX HAIR is a mixture of equal parts of COSMO HAIR (heat-resistant synthetic fibre) and Premium Remy human hair (Indo Remy Hair).

Exception:

White hair is made of COSMO HAIR. Therefore colour 60 consists of 100% COSMO HAIR.

Characteristics:


1. Maximum heat-resistance is 230°C.
2. 50 % COSMO HAIR (heat-resistant synthetic fibre) and 50 % Premium Remy human hair (Indo Remy Hair).
3. Heat-resistance gives a long-lasting hair style (curls).
4. Hair does not tangle. Hairsystem can be used permanently (day and night).
5. High colour resistance. The human hair part can be re-dyed.
6. Good knotting resistance; i.e. knots last longer.
7. Feels like human hair.



MATRIX HAAR

**MT-2500**

24 x 18 cm



MATRIX HAAR

**MT-2700**

24 x 18 cm



- ① Scallop-Front, fine Welded-Mono, single-layered
- ② thin transparent PU-coating
- ③ Superfine-Mono
- ④ PU adhesive surface



- ① Scallop-Front, fine Welded-Mono, single-layered
- ② thin transparent PU-coating
- ③ Welded-Mono, medium

<b>MT-2500</b>		<b>MATRIX HAAR</b>
<b>Superfine-Mono with Lace-Front</b>		
SIZE:	24 x 18 cm	
HAIR QUALITY:	MATRIX HAAR: 50% heat-resistant synthetic fibre / 50% Premium Remy human hair (Indo Remy Hair)	
HAIR STYLE:	without parting, Freestyle	
HAIR LENGTH:	8 - 12 cm	
HAIR VOLUME:	light to light-medium, 100 - 115 %	
BASE MATERIAL:	Superfine-Monofilament	
FRONT:	fine Welded-Mono (Hollywood technique) with Scallop-Front (Flower-Front), single-layered, 0.5 cm without PU + 2.5 cm with thin transparent PU-coating	
ADHESIVE SURFACE:	PU coating all around	
COLOURS:	1-B, 2-B, 4, 6, 7, 8, 10, 11, 12, 12-G, 14, 16, 18, 21, 60 2B/10, 2B/20, 2B/40, 4/20, 4/40, 4/60, 4/90, 10/20, 10/40, 10/60, 10/85, 11/30, 11/75, 12/25, 12/50, 14/20, 14/40, 14/60	

<b>MT-2700</b>		<b>MATRIX HAAR</b>
<b>Fine Welded-Mono (medium strong) with thin transparent PU-coating and Lace-Front</b>		
SIZE:	24 x 18 cm	
HAIR QUALITY:	MATRIX HAAR: 50% heat-resistant synthetic fibre / 50% Premium Remy human hair (Indo Remy Hair)	
HAIR STYLE:	indirect parting left	
HAIR LENGTH:	8 - 12 cm	
HAIR VOLUME:	light to light-medium, 100 - 115 %	
BASE MATERIAL:	fine Welded-Monofilament	
FRONT:	fine Welded-Mono (Hollywood technique) with Scallop-Front (Flower-Front), single-layered, 0.5 cm without PU + 2.5 cm with thin transparent PU-coating	
ADHESIVE SURFACE:	thin transparent PU coating all around	
COLOURS:	1-B, 2-B, 3, 4, 6, 7, 10, 12-G, 14, 16, 60 2B/10, 2B/20, 2B/40, 4/20, 4/40, 4/60, 4/90, 10/20, 10/40, 10/60, 10/85, 11/30, 11/75, 12/25, 12/50, 14/40, 14/60	

MT-LACE

→ HAIRSYSTEMS COSMO HAIR  
HEAT-RESISTANT SYNTHETIC HAIR

**manager**top®  
Hair Systems



MT-LACE

## COSMO HAIR

COSMO HAIR is a heat-resistant synthetic hair fibre. The fibre is made from polyester and is used without adding human hair. The synthetic fibre is very soft and hair fall is natural. COSMO HAIR is the alternative to human hair!

Characteristics:

1. Maximum heat-resistance is 230 degrees Celsius.
2. 100 % synthetic hair. No human hair is added.
3. COSMO HAIR is thinner than normal synthetic hair and similar to fine human hair.
4. COSMO HAIR is less shiny than normal synthetic hair. It imitates the shine of human hair.
5. The hair is very soft and hair fall is natural. Grip and feel like human hair.
6. Hair does not tangle and can be used permanently (day and night).
7. High colour resistance.
8. Good knotting resistance i.e. knots last longer.





# COSMO HAIR

COSMO HAIR

**MT-LACE**

23.5 x 17.5 cm



- ① Scallop-Front, fine Welded-Mono, single-layered
- ② fine Welded-Mono, double-layered
- ③ fine Welded-Mono, single-layered
- ④ thin PU adhesive surface

MT-LACE	COSMO HAIR
<b>Fine Welded-Mono with Lace-Front</b>	
SIZE:	23.5 x 17.5 cm
HAIR QUALITY:	COSMO HAIR: 100 % heat-resistant synthetic fibre
HAIR STYLE:	indirect parting left
HAIR LENGTH:	6 - 10 cm
HAIR VOLUME:	light, 100 %
BASE MATERIAL:	fine Welded-Mono
FRONT:	single-layered fine Welded-Mono (Hollywood technique) with Scallop-Front (Flower-Front), 0.5 cm all around
ADHESIVE SURFACE:	all around on double-layered fine Welded-Mono, 1.3 cm wide PU-edge from temple-to-temple
COLOURS:	1-B, 2-B, 4, 6, 7, 10, 12-G, 14, 16, 60 2B/10, 2B/20, 2B/40, 4/20, 4/40, 4/60, 4/90, 10/20, 10/40, 10/60, 10/85, 11/30, 11/75, 12/25, 12/50, 14/20, 14/40, 14/60

MT-LACE

## LACE-FRONT-SYSTEM

The hairsystem MT-Lace offers a Lace-Front-System with a stable open front. Light hair styles are possible while PU is not shining through.

The base material is made of fine Welded-Mono. The front is made of 0.5 cm wide and single-layered welded-mono with Scallop-Front. Behind this very thin front the Welded-Mono is 2.5 cm and double-layered. On this part the adhesive tapes can be attached without damaging the knots. Moreover a 1.3 cm wide PU-edge is integrated from temple-to-temple.

MT-410, MT-415

→ HAIRSYSTEMS SYNTHETIC HAIR  
EASY-TO-WEAR  
LACE-FRONT



MT-410

23.5 x 17.5 cm



- ① Scallop-Front, fine Welded-Mono
- ② thin PU adhesive surface
- ③ Fine-Monofilament

MT-410, MT-415, MT-510, MT-610

## EASY-TO-WEAR!

The styles MT-410, MT-415, MT-510 and MT-610 are real Easy-To-Wear hairsystems. Due to their pre-cuts, they only need to be customized slightly. The pre-cut is fine and natural.

A customization of the hair style (trimming or shorter hair style) can be easily and quickly realised. The lightness, the nearly invisible Lace-Front and the extremely natural grey colour tones characterise the Easy-to-Wear technique.

MT-410

EASY-TO-WEAR

### Fine-Mono, PU-edge and Lace-Front

SIZE: 23.5 x 17.5 cm

HAIR QUALITY: synthetic hair

HAIR STYLE: indirect parting left

HAIR LENGTH: 5 - 10 cm

HAIR VOLUME: light, 100 %

BASE MATERIAL: Fine-Monofilament

FRONT: thin PU with 0.5 cm fine Welded-Mono (Hollywood technique) with Scallop-Front (Flower-Front)

ADHESIVE SURFACE: thin 2.5 cm PU all around and T-surface in neck area

COLOURS: 1-B, 2-B, 4, 6, 10, 12, 14/16-14, 60  
2B/10, 2B/40, 4/20, 4/40, 4/60, 4/80, 4/90-Y,  
10/20, 10/40, 10/60, 10/85, 11/75, 11/95,  
12/25, 12/50, 12/75, 14/40, 14/60

GREY COLOURS: very natural grey colour tones  
with more grey in front and temple area



**MT-415**

21 x 15.5 cm



- ① Scallop-Front, fine Welded-Mono
- ② thin PU adhesive surface
- ③ Fine-Monofilament

MT-415		EASY-TO-WEAR
<b>Fine-Mono, PU-edge and Lace-Front</b>		
SIZE:	21 x 15.5 cm	
HAIR QUALITY:	synthetic hair	
HAIR STYLE:	indirect parting left	
HAIR LENGTH:	5 - 10 cm	
HAIR VOLUME:	light, 100 %	
BASE MATERIAL:	Fine-Monofilament	
FRONT:	thin PU with 0.5 cm fine Welded-Mono (Hollywood technique) with Scallop-Front (Flower-Front)	
ADHESIVE SURFACE:	thin 2.5 cm PU all around and T-surface in neck area	
COLOURS:	1-B, 2-B, 4, 6, 10, 12, 14/16-14, 60 2B/10, 2B/40, 4/20, 4/40, 4/60, 4/80, 4/90-Y, 10/20, 10/40, 10/60, 10/85, 11/75, 12/25, 12/50, 14/40, 14/60	
GREY COLOURS:	very natural grey colour tones with more grey in front and temple area	

EASY TO WEAR

MT-510, MT-610

→ HAIRSYSTEMS SYNTHETIC HAIR  
EASY-TO-WEAR  
LACE-FRONT / SUPER-FRONT



MT-510

24 x 17.5 cm



- ① Scallop-Front, fine Welded-Mono
- ② thin PU adhesive surface
- ③ fine Welded-Monofilament

EASY TO WEAR

MT-510

EASY-TO-WEAR

Fine Welded-Mono,  
PU-edge and Lace-Front

SIZE: 24 x 17.5 cm

HAIR QUALITY: synthetic hair

HAIR STYLE: Freestyle, with a lot of motion

HAIR LENGTH: 5 - 8 cm

HAIR VOLUME: light, 100 %

BASE MATERIAL: fine Welded-Monofilament

FRONT: fine Welded-Mono (Hollywood-technique)with Scallop-Front (Flower-Front), single-layered, 0.5 cm without PU + 2.5 cm with thin transparent PU-coating

ADHESIVE SURFACE: thin 2.5 cm PU all around

COLOURS: 1-B, 2-B, 4, 6, 10, 12, 14/16-14, 60  
2B/10, 2B/40, 4/20, 4/40, 4/60, 4/80, 4/90-Y,  
10/20, 10/40, 10/60, 10/85, 11/75, 12/25,  
12/50, 14/40, 14/60

GREY COLOURS: very natural grey colour tones  
with more grey in front and temple area




SUPER-FRONT **MT-610** 23.5 x 18 cm  
20.5 x 16 cm



- ① fine Welded-Mono (Super-Front)
- ② PU adhesive spot
- ③ Fine-Monofilament
- ④ PU adhesive edge
- ⑤ Clips

MT-610		EASY-TO-WEAR
<b>Fine Welded-Mono, PU-edge and SUPER-FRONT</b>		
SIZE:	23,5 x 18 cm, individual base cutting to 20.5 x 16 cm	
HAIR QUALITY:	synthetic hair	
HAIR STYLE:	Freestyle, with light motion	
HAIR LENGTH:	5 - 8 cm	
HAIR VOLUME:	leicht, 100 %	
BASE MATERIAL:	Fine-Monofilament	
FRONT:	fine Welded-Mono (Hollywood technique), PU adhesive spot	
ADHESIVE SURFACE:	PU adhesive spot in front area, two 1 cm wide PU-edges from temple-to-temple	
COLOURS:	1-B, 2-B, 4, 6, 10, 12, 14/16-14, 60 2B/10, 2B/40, 4/20, 4/40, 4/50, 4/60, 4/80, 4/90-Y, 10/20, 10/40, 10/60, 10/85, 11/75, 11/95, 12/25, 12/50, 12/75, 14/40, 14/60	
GREY COLOURS:	very natural grey colour tones with more grey in front and temple area	



MT-460, MT-810

→ HAIRSYSTEMS SYNTHETIC HAIR  
SUPER-FRONT



SUPER-FRONT

MT-460

21 x 15.5 cm



- ① Super-Front
- ② PU adhesive surface
- ③ Superfine-Mono

MT-460

EASY-TO-WEAR

**Superfine-Mono and SUPER-FRONT**

SIZE: 21 x 15.5 cm

HAIR QUALITY: synthetic hair

HAIR STYLE: indirect parting left

HAIR LENGTH: 9 - 13 cm

HAIR VOLUME: medium, 130 %

BASE MATERIAL: Superfine-Monofilament

FRONT: Super-Front, thin stable lace-front

ADHESIVE SURFACE: on Super-Front, PU all around and T-surface in neck area

COLOURS: 2-B, 4, 6, 10, 12, 14/16-14, 60  
2B/10, 2B/40, 4/20, 4/40, 4/60, 4/80, 4/90,  
4/90-Y, 10/20, 10/40, 10/60, 10/85,  
11/75, 11/95, 12/25, 12/50, 12/75, 14/40, 14/60



SUPER-FRONT	<b>MT-810</b>	26 x 19 cm 23 x 18 cm 20 x 16 cm 18.5 x 15 cm
-------------	---------------	--



- ① Super-Front
- ② PU adhesive surface
- ③ Superfine-Mono

MT-810		EASY-TO-WEAR
<b>Superfine-Mono and SUPER-FRONT</b>		
SIZE:	26 x 19 cm, individual base cutting to 23 x 18 cm, 20 x 16 cm and 18.5 x 15 cm	
HAIR QUALITY:	synthetic hair	
HAIR STYLE:	indirect parting left	
HAIR LENGTH:	9 - 13 cm	
HAIR VOLUME:	medium, 130 %	
BASE MATERIAL:	Superfein-Monofilament	
FRONT:	Super-Front, thin stable lace-front	
ADHESIVE SURFACE:	on Super-Front, PU all around and T-surface in neck area	
COLOURS:	1-B, 2-B, 4, 6, 10, 12, 14/16-14, 60 2B/10, 2B/40, 4/20, 4/40, 4/60, 4/80, 4/90, 4/90-Y, 10/20, 10/40, 10/60, 10/85, 11/75, 11/95, 12/25, 12/50, 12/75, 14/40, 14/60	

SUPER  
FRONT

MT-800, MT-430, MT-450

→ HAIRSYSTEMS SYNTHETIC HAIR  
TRANSPARENT PU-FRONT

The transparent PU-Front offers a custom made order ex stock. The extra-thin PU-front can be individually cut (receding hairline). Moreover it is very natural and long-lasting. These hairsystems provide high flexibility and immediate delivery at the same time.

**MT-450** 21 x 15.5 cm

① Scallop front  
② transparent PU-front  
③ Superfine-Mono  
④ PU adhesive surface

**MT-800** 26 x 19 cm  
23 x 18 cm  
20 x 16 cm  
18.5 x 15 cm

① Scallop front  
② transparent PU-front  
③ Superfine-Mono  
④ PU adhesive surface

**MT-430** 21 x 13.5 cm

① Scallop front  
② transparent PU-front  
③ Superfine-Mono  
④ PU adhesive surface

MT-430 - MT-450 - MT-800	
Superfine-Mono and transparent PU-Front	
SIZE:	MT-430: 21 x 13.5 cm MT-450: 21 x 15.5 cm MT-800: 26 x 19 cm, <i>individual base cutting to 23 x 18 cm, 20 x 16 cm and 18.5 x 15 cm</i>
HAIR QUALITY:	synthetic hair
HAIR STYLE:	without parting, Freestyle
HAIR LENGTH:	9 - 13 cm
HAIR VOLUME:	medium, 130 %
BASE MATERIAL:	Superfine-Monofilament
FRONT:	very thin and transparent PU-Front, 0.2 mm thin
ADHESIVE SURFACE:	PU-Front, PU all around and T-surface in neck area
COLOURS:	2, 2-B, 3, 4, 6, 7, 8, 10, 12, 12-G, 14, 16, 18, 60 2B/10, 2B/20, 2B/40, 2B/60*, 4/20, 4/40, 4/60, 4/80*, 4/90, 10/20, 10/40, 10/60, 10/85, 11/30, 11/75, 12/25, 12/50, 14/20*, 14/40, 14/60
	<i>*only available with MT-800.</i>



MT-300, MT-400

→ HAIRSYSTEMS SYNTHETIC HAIR  
STABLE PU-FRONT

**manager top**<sup>®</sup>  
Hair Systems

**MT-300** 24 x 18 cm




- ① Underventilation
- ② Fine-Monofilament
- ③ PU adhesive surface

**MT-400** 24 x 18 cm



- ① Underventilation
- ② Fine-Monofilament
- ③ PU adhesive surface

MT-300 - MT-400	
Fine-Monofilament with PU-edge	
SIZE:	24 x 18 cm
HAIR QUALITY:	synthetic hair
HAIR STYLE:	MT-300: without parting, Freestyle MT-400: parting left
HAIR LENGTH:	8 - 13 cm
HAIR VOLUME:	medium, 130 %
BASE MATERIAL:	Fine-Monofilament with PU-edge
FRONT:	PU-Front, underventilated with baby hair
ADHESIVE SURFACE:	PU all around and T-surface in neck area
COLOURS:	1*, 2, 2-B, 3, 4, 6, 8, 10, 12, 12-G**, 14, 16, 60 2B/10, 2B/20**, 2B/40**, 4/20, 4/40, 4/60, 4/90, 10/20, 10/40, 10/60, 10/85**, 11/30, 11/75, 12/25, 12/50, 14/40, 14/60
	*only available with MT-300
	**only available with MT-400



CHARLES SF, HENRY, MR. BOND

➔ MEN'S WIGS HUMAN HAIR



HUMAN HAIR  
SUPER-FRONT

CHARLES SF

55 - 57 cm

# MEN'S WIGS HUMAN HAIR

CHARLES SF, HENRY, MR. BOND

## MEN'S WIGS HUMAN HAIR



- ① Fine-Mono
- ② Super-Front, very fine Welded-Mono
- ③ hand-tied on Mono-Lace
- ④ size adjustable through elastic ribbon
- ⑤ anti-slip silicone

### CHARLES SF HUMAN HAIR

#### Mono + hand-tied + Super-Front

SIZE:	55 - 57 cm
HAIR QUALITY:	Indo /Chinese-Mix Hair, white (grey) hair made of heat-resistant synthetic fibre
HAIR STYLE:	indirect parting left
HAIR LENGTH:	7 - 12 cm
HAIR VOLUME:	light to light-medium, 100 - 115 %
BASE MATERIAL:	top area Monofilament and back area fine Mono-Net
FRONT:	Super-Front: very fine Welded-Mono (Hollywood technique), single-layered, 2-4 cm without PU
ADHESIVE SURFACE:	none – anti-slip silicone in temple and neck area
COLOURS:	1-B, 2-B, 4, 6/8-6, 8/12G-8, 10, 12-G, 14/16-14, Chocolate-Mix (8/10/27/20), 16/21-16, Vanilla-Mix-Root (20/12A/23A+Root10/12A) 2B/10, 4/20, 4/40, 4/90-Y, 10/20, 10/40, 10/60, 11/30, 11/75, 12/25, 12/50, 14/40, 14/60
GREY COLOURS:	very natural grey colour tones with more grey in front and temple area

MONO + HAND-TIED + SUPER-FRONT



HUMAN HAIR

**HENRY**

55 - 57 cm



HUMAN HAIR

**MR. BOND**

55 - 57 cm



- ① Fine-Mono
- ② Soft-Mono-Lace-Front from temple to temple
- ③ thin Mono-Net (elastic)
- ④ anti-slip silicone
- ⑤ adhesive surface



- ① Fine-Mono
- ② transparent PU with silk lace
- ③ soft Lace-Front (French Lace)
- ④ adhesive surface

MONO + HAND-TIED + MONO-LACE-FRONT

FULL-MONO + PU

<b>HENRY</b>		<b>HUMAN HAIR</b>
<b>Mono + hand-tied with Mono-Lace-Front anti-slip silicone</b>		
SIZE:	55 - 57 cm	
HAIR QUALITY:	Indo /Chinese-Mix Hair, white (grey) hair made of heat-resistant synthetic fibre	
HAIR STYLE:	indirect parting left	
HAIR LENGTH:	10 - 20 cm	
HAIR VOLUME:	light-medium, 115 %	
BASE MATERIAL:	Fine-Mono in top area and Fine-Mono-Net in back area	
FRONT:	Soft-Mono-Lace-Front (fine Welded-Mono) (Hollywood technique), single-layered, 1 cm without + 1 cm with hair	
ADHESIVE SURFACE:	PU in central neck area + anti-slip silicone in front, temple and neck area	
COLOURS:	1-B, 2-B, 4, 6/8-6, 8/12G-8, 10, 12-G, 14/16-14, Chocolate-Mix (8/10/27/20), Vanilla-Mix-Root (20/12A/23A+Root10/12A) 2B/10, 4/20, 4/40, 4/90-Y, 10/20, 10/40, 10/60, 11/30, 11/75, 12/25, 12/50, 14/40, 14/60	
GREY COLOURS:	very natural grey colour tones with more grey in front and temple area	

<b>MR. BOND</b>		<b>HUMAN HAIR</b>
<b>Fine-Mono + transparent PU with soft Lace-Front</b>		
SIZE:	55 - 57 cm	
HAIR QUALITY:	Elegant Remy Hair, high quality Indo Hair (Indo Special), white (grey) hair made of heat-resistant synthetic fibre	
HAIR STYLE:	All-Back-Style, knotted from front to back, all styles possible	
HAIR LENGTH:	15 - 20 cm	
HAIR VOLUME:	extra-light to light, 80-100 %	
BASE MATERIAL:	Fine-Mono in top and back area, transparent PU with silk lace in side and back area	
FRONT:	soft French-Lace-Front	
ADHESIVE SURFACE:	PU in back of Lace-Front, temple and neck area	
COLOURS:	2, 4, 6/8-6, 8/12-8, 12-G, 14/16-14 2B/10, 4/20, 4/40, 4/90, 10/60, 11/30, 11/75, 14/40	
GREY COLOURS:	very natural grey colour tones with more grey in front and temple area	

HENRY

→ MEN'S WIGS HUMAN HAIR  
HUMAN HAIR STYLING

manager<sup>top</sup>  
Hair Systems



ORIGINAL STYLING



HUMAN HAIR

**HENRY**

55 - 57 cm



- ① Fine-Mono
- ② Soft-Mono-Lace-Front from temple to temple
- ③ thin Mono-Net (elastic)
- ④ anti-slip silicone
- ⑤ adhesive surface



HENRY	HUMAN HAIR
<b>Mono + hand-tied with Mono-Lace-Front anti-slip silicone</b>	
SIZE:	55 - 57 cm
HAIR QUALITY:	Indo /Chinese-Mix Hair, white (grey) hair made of heat-resistant synthetic fibre
HAIR STYLE:	indirect parting left
HAIR LENGTH:	10 - 20 cm
HAIR VOLUME:	light-medium, 115 %
BASE MATERIAL:	Fine-Mono in top area and Fine-Mono-Net in back area
FRONT:	Soft-Mono-Lace-Front (fine Welded-Mono) (Hollywood technique), single-layered, 1 cm without + 1 cm with hair
ADHESIVE SURFACE:	PU in central neck area + anti-slip silicone in front, temple and neck area
COLOURS:	1-B, 2-B, 4, 6/8-6, 8/12G-8, 10, 12-G, 14/16-14, Chocolate-Mix (8/10/27/20), Vanilla-Mix-Root (20/12A/23A+Root10/12A) 2B/10, 4/20, 4/40, 4/90-Y, 10/20, 10/40, 10/60, 11/30, 11/75, 12/25, 12/50, 14/40, 14/60
GREY COLOURS:	very natural grey colour tones with more grey in front and temple area

CREATIVE STYLING

**HENRY**

LUCA SF, ALISON, BEN SF

➔ MEN'S WIGS SYNTHETIC HAIR

# SYNTHETIC HAIR MEN'S WIGS

LUCA SF, ALISON, BEN SF

## MEN'S WIGS SYNTHETIC HAIR



SUPER-FRONT

LUCA SF

55 - 57 cm



- ① Fine-Mono
- ② Super-Front, very fine Welded-Mono
- ③ hand-tied on Mono-Lace
- ④ size adjustable through elastic ribbon
- ⑤ non-slip silicone

### LUCA SF

#### Mono + hand-tied + Super-Front

SIZE:	55 - 57 cm
HAIR QUALITY:	synthetic hair
HAIR STYLE:	indirect parting left
HAIR LENGTH:	4.5 - 9.5 cm
HAIR VOLUME:	light to light-medium, 100 - 115 %
BASE MATERIAL:	top area Monofilament and back area fine Mono-Net
FRONT:	Super-Front: very fine Welded-Mono (Hollywood technique), single-layered, 2 - 4 cm without PU, strongly receding hairline in temple area
ADHESIVE SURFACE:	none – non-slip silicone in temple and neck area
COLOURS:	1-B, 2-B, 4, 6/8-6, 8/12G-8, 10, 12, 14/16-14, 16/21-16, 60 2B/10, 4/20, 4/40, 4/90-Y, 10/20, 10/40, 10/60, 11/30, 11/40, 11/75, 12/25, 12/50, 14/40, 14/60
GREY COLOURS:	very natural grey colour tones with more grey in front and temple area

MONO + HAND-TIED + SUPER-FRONT



ALISON  
ALISON LARGE  
ALISON SUPER LARGE

**ALISON**  
MULTI-SIZE

55 - 56 cm  
59 - 60 cm  
61 - 62 cm



- ① Fine-Mono
- ② PU-Front
- ③ hand-tied on Mono-Lace
- ④ size adjustable through elastic ribbon
- ⑤ adhesive surface



BEN SF  
BEN MEDIUM SF

**BEN SF**  
MULTI-SIZE  
SUPER-FRONT

54 - 56 cm  
57 - 59 cm



- ① Fine-Mono
- ② Super-Front, very fine Welded-Mono
- ③ wefts in back area
- ④ size adjustable through elastic ribbon
- ⑤ adhesive surface

MONO + HAND-TIED

**ALISON · ALISON LARGE · ALISON SUPER LARGE**

**Mono + hand-tied**

SIZE:	Alison Alison Large Alison Super Large	55 - 56 cm 59 - 60 cm 61 - 62 cm
HAIR QUALITY:	synthetic hair	
HAIR STYLE:	indirect parting left	
HAIR LENGTH:	4.5 - 9 cm	
HAIR VOLUME:	light-medium to medium, 115 - 130 %	
BASE MATERIAL:	top area Monofilament and back area fine Mono-Net	
FRONT:	PU-Front, lightly underventilated	
ADHESIVE SURFACE:	PU on front, temple and neck area	
COLOURS: ALISON + ALISON LARGE	1-B, 2-B, 4, 6/8-6, 8/12G-8, 10, 12, 14/16-14, 16/21-16, 60 2B/10, 4/20, 4/40, 4/90-Y, 10/20, 10/40, 10/60, 11/30, 11/40, 11/75, 12/25, 12/50, 14/40, 14/60	
COLOURS: ALISON SUPER LARGE	2-B, 6/8-6, 8/12G-8, 14/16-14, 60 2B/10, 4/20, 4/40, 4/90-Y, 10/40, 10/60, 11/30, 11/75, 12/25, 14/40, 14/60	
GREY COLOURS:	very natural grey colour tones with more grey in front and temple area	

**BEN SF · BEN MEDIUM SF**

**Mono-Top + Wefts + Super-Front**

SIZE:	Ben SF Ben Medium SF	54 - 56 cm 57 - 59 cm
HAIR QUALITY:	synthetic hair	
HAIR STYLE:	indirect parting left, easy to style into Freestyle	
HAIR LENGTH:	5 - 7.5 cm	
HAIR VOLUME:	light to light-medium, 100 - 115 %	
BASE MATERIAL:	top area Monofilament and back area wefts	
FRONT:	Super-Front: very fine Welded-Mono (Hollywood technique), single-layered, 2 - 6 cm without PU, strongly receding hair line in temple area	
ADHESIVE SURFACE:	PU in temple and neck area	
COLOURS: BEN SF BEN MEDIUM SF	1-B, 2-B, 4, 6/8-6, 8/12G-8, 10, 12, 14/16-14, 16/21-16, 60 2B/10, 4/20, 4/40, 4/90-Y, 10/20, 10/40, 10/60, 11/30, 11/40, 11/75, 12/25, 12/50, 14/40, 14/60	
GREY COLOURS:	very natural grey colour tones with more grey in front and temple area	

MONO + WEFTS + SUPER-FRONT

CARLOS, ALEX SF, TIM

→ MEN'S WIGS SYNTHETIC HAIR



CARLOS

56 - 58 cm

**managertop**<sup>®</sup>  
Hair Systems



- ① Fine-Mono
- ② PU-Front
- ③ wefts in back area
- ④ size adjustable through elastic ribbon
- ⑤ adhesive surface

### CARLOS

#### Mono-Top + Wefts

SIZE:	56 - 58 cm
HAIR QUALITY:	synthetic hair
HAIR STYLE:	Freestyle
HAIR LENGTH:	5 - 8.5 cm
HAIR VOLUME:	light-medium to medium, 115 - 130 %
BASE MATERIAL:	top area fine Monofilament and back area wefts
FRONT:	PU-Front + 0.3 cm stable Lace-Front, double-layered
ADHESIVE SURFACE:	PU in front, temple and neck area
COLOURS:	1-B, 2-B, 4, 6/8-6, 8/12G-8, 10, 12, 14/16-14, 16/21-16, 60 2B/10, 4/20, 4/40, 4/90-Y, 10/20, 10/40, 10/60, 11/30, 11/40, 11/75, 12/25, 12/50, 14/40, 14/60
GREY COLOURS:	very natural grey colour tones with more grey in front and temple area

MONO + WEFTS





SUPER-FRONT

**ALEX SF**

54 - 56 cm



2X

TIM  
TIM MEDIUM

**TIM**  
MULTI-SIZE

54 - 56 cm  
57 - 59 cm



- ① wefts on thin net
- ② Super-Front
- ③ wefts in back area
- ④ size adjustable through elastic ribbon
- ⑤ adhesive surface
- ⑥ Mono-Crown



- ① wefts on thin net
- ② PU-Front
- ③ wefts in back area
- ④ size adjustable through elastic ribbon
- ⑤ adhesive surface
- ⑥ Mono-Crown

MONO-CROWN + WEFTS + SUPER-FRONT

MONO-CROWN + WEFTS

ALEX SF	
<b>Wefted Wig + Mono-Crown + Super-Front</b>	
<b>Size:</b>	54 - 56 cm
<b>Hair quality:</b>	synthetic hair
<b>Hair style:</b>	indirect parting left
<b>Hair length:</b>	4.5 - 7.5 cm
<b>Hair volume:</b>	light-medium, 115 %
<b>Base material:</b>	Wefts with Mono-Crown
<b>Front:</b>	Super-Front: very fine Welded-Mono (Hollywood technique)
<b>Adhesive surface:</b>	PU in temple and neck area
<b>Colours:</b>	2-B, 4, 6/8-6, 8/12G-8, 10, 12, 14/16-14, 60 2B/10, 4/20, 4/40, 4/90-Y, 10/20, 10/40, 10/60, 11/30, 11/75, 12/50, 14/40, 14/60
<b>Grey colours:</b>	very natural grey colour tones with more grey in front and temple area

TIM - TIM MEDIUM		
<b>Wefted Wig + Mono-Crown</b>		
<b>Size:</b>	Tim Tim Medium	54 - 56 cm 57 - 59 cm
<b>Hair quality:</b>	synthetic hair	
<b>Hair style:</b>	indirect parting left	
<b>Hair length:</b>	5 - 7.5 cm	
<b>Hair volume:</b>	light-medium, 115 %	
<b>Base material:</b>	Wefts with Mono-Crown	
<b>Front:</b>	PU-Front with underventilated wefted edge	
<b>Adhesive surface:</b>	PU in temple and neck area	
<b>Colours:</b>	2-B, 4, 6/8-6, 8/12G-8, 10, 12, 14/16-14, 16/21-16, 60 2B/10, 4/20, 4/40, 4/90-Y, 10/20, 10/40, 10/60, 11/40, 11/75, 12/25, 12/50, 14/40, 14/60	
<b>Grey colours:</b>	very natural grey colour tones with more grey in front and temple area	



HAIR CARE

### SYNTHETIC HAIR CARE for synthetic hair

	Size	Art.No.	Description / Use
Shampoo	200 ml	5090	Shampoo for cleaning of synthetic hair
Balm	200 ml	5091	Shine and care for synthetic hair

### PROFESSIONAL HAIR CARE for synthetic and human hair

	Size	Art.No.	Description / Use
Cleaner Solvant	200 ml	5092	Cleansing Spray for adhesive surfaces and scalp
Hair Shine	200 ml	5093	Perfect finish for human and synthetic hair, with UV protection, for daily use

### NATURAL HAIR CARE for human hair and MATRIX-HAIR

	Size	Art.No.	Description / Use
VITAL Shampoo	200 ml	5085	Shampoo for strong, straight and silky human hair
VITAL Balm	200 ml	5087	Balm to repair and detangle the structure of human hair

## HAIR RE-COLOR

### FUNCTION:

HAIR RE-COLOR is used to tone human hairsystems to original colour after bleaching through sun impact or strong care products. Gives also ash colour back to hair after the sun has turned hair colour to a reddish tone. The original tone is regained.

HAIR RE-COLOR is not a colour, but a hair tone. The product is directly absorbed by the hair and it regains its original colour. Works on dark, blond and grey shade colours, but does not colour mesh or PU of the hairsystem.

### APPLICATION:

Dilute with water (thin down) 1 to 3 up to 1 to 20. Put the hairsystem into the solution for some seconds up to 3 minutes. For darker colours please choose a longer application time and a solution with minor dilution. For lighter /grey hair choose a shorter application-time and a solution diluted to a higher extent.

You will need experience for the application of HAIR RE-COLOR. After using the product you will be able to judge necessary grade of dilution and application-time. When you start using the product it is recommended to put the hairsystem into a solution diluted to a grade which perhaps might be too light and to use an application time which might be a little too short.

After placing hairsystem into the solution the process should be controlled every 10 seconds. Remove hairsystem and dry one strand with a towel and check desired hair colour. In case the required hair colour is regained, the hairsystem is to be rinsed and washed immediately using MANAGER TOP VITAL SHAMPOO. Then it is to be squeezed in a towel and to be air dried as usual.

### ATTENTION:

**Too long application time or a minor grade of dilution may turn the hair colour too ash or too dark (in extreme cases black). Colours can be mixed with each other.**



HAIR RE-COLOR

#### HAIR RE-COLOR Standard

Art. 5059.S  
For all colours, especially ash-tones.

#### HAIR RE-COLOR Brown

Art. 5059.B  
**warm brown-tone**  
For all colours, especially warm brown-tones.

#### HAIR RE-COLOR Red

Art. 5059.Red  
**for reddish colours**  
Hair tone – regains original colour.

### HAIR RE-COLOR

	Size	Art.No.	Description / Use
<b>Hair Re-Color</b>			
Standard	250 ml	5059.S	Hair toning to regain original hair colour
Brown	250 ml	5059.B	
Red	250 ml	5059.Red	

→ ATTACHMENT SYSTEMS  
THE MANAGER TOP ACCESSORY RANGE



WHITE LINER  
Frontstrips  
transparent



WHITE LINER  
Strips 25mm  
transparent



WHITE LINER  
Strips 10mm  
transparent



WHITE LINER  
Roll  
transparent

BEFESTIGUNG

WHITE LINER Adhesive Tape transparent / 3M quality

		Size	Art.No.	Description / Use
Strips 10mm	72 pcs.	10 x 52 mm	4064.10	<ul style="list-style-type: none"> <li>• Transparent double-sided adhesive tape</li> <li>• Medium adhesive strength</li> <li>• For daily use on PU</li> </ul>
Strips 25mm	36 pcs.	25 x 75 mm	4064.25	
Frontstrips	36 pcs.	25 x 75 mm	4063	
Roll		12 mm x 3.5 m	4059	<ul style="list-style-type: none"> <li>• 3M quality</li> <li>• 3M Medical Tape / mild on skin</li> </ul>
		25 mm x 4.8 m	4060	
		25 mm x 20 m	4060.20	




WHITE LINER  
Spots  
with tissue



WHITE LINER  
Roll  
with tissue

WHITE LINER Adhesive Tape with tissue / 3M quality

		Size	Art.No.	Description / Use
Spots	50 pcs.	∅ 24 mm	4055	<ul style="list-style-type: none"> <li>• Transparent double-sided adhesive tape with tissue</li> <li>• Strong adhesive strength</li> </ul>
	1.000 pcs.		4056	
Roll		12 mm x 2.4 m	4061	<ul style="list-style-type: none"> <li>• For daily use on PU and lace</li> <li>• 3M quality</li> </ul>
		25 mm x 5 m	4062	



**RED LINER** Adhesive Tape transparent / strong adhesive strength without greasing

		Size	Art.No.	Description / Use
Strips	36 pcs.	25 x 75 mm	4050	• Strong adhesive strip for lace, monofilament and Soft-Mono-Lace-Front
Frontstrips	36 pcs.	25 x 75 mm	4051	
Mini-Strips	72 pcs.	20 x 40 mm	4051.Mini	• Also suitable for PU
Roll		25 mm x 2.7 m	4051.R1	• Strong adhesive strength, lasts up to 3 days • Does not grease!
		25 mm x 33 m	4051.R2	



**DUO-TAC TAPE**  
Frontstrips



**DUO-TAC TAPE**  
Strips

**DUO-TAC-TAPE** Adhesive Tape transparent / Combined RED and BLUE LINER

		Size	Art.No.	Description / Use
Strips	36 pcs.	25 x 75 mm	4054.S	• Very strong adhesive strength and easy removing of hairsystem • One side RED LINER, other side BLUE LINER • Adhesive tape for lace, net, mono and PU, lasts up to 2 weeks
Frontstrips	36 pcs.	25 x 75 mm	4054.A	

## → ATTACHMENT SYSTEMS

### THE MANAGER TOP ACCESSORY RANGE



GREEN LINER  
Frontstrips



GREEN LINER  
Strips



GREEN LINER  
Roll

### GREEN LINER Adhesive Tape transparent / extra strong adhesive strength

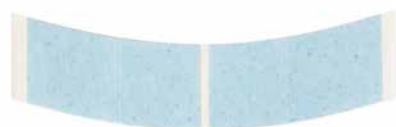
		Size	Art.No.	Description / Use
Strips	36 pcs.	25 x 75 mm	5047	<ul style="list-style-type: none"> <li>• Extra strong adhesive tape for permanent attachment from 3 to 4 weeks!</li> </ul>
Frontstrips	36 pcs.	25 x 75 mm	5048	
Roll		25 mm x 2,7 m	5048.R1	<ul style="list-style-type: none"> <li>• Suitable for lace, Monofilament and Soft-Mono-Lace-Front</li> <li>• Matt surface for very dull finish</li> <li>• Does not grease, easy to remove</li> </ul>
		25 mm x 33 m	5048.R2	



BLUE LINER  
Frontstrips



BLUE LINER  
Strips



BLUE LINER  
Mini-Strips



BLUE LINER  
Roll

### BLUE LINER Adhesive Tape transparent / extra strong adhesive strength

		Size	Art.No.	Description / Use
Strips	36 pcs.	25 x 75 mm	4052	<ul style="list-style-type: none"> <li>• Extra strong adhesive tape for permanent attachment from 3 to 4 weeks!</li> </ul>
Frontstrips	36 pcs.	25 x 75 mm	4053	
Mini-Strips	72 pcs.	20 x 40 mm	4053.Mini	<ul style="list-style-type: none"> <li>• Suitable for lace, Monofilament and Soft-Mono-Lace-Front</li> <li>• Matt surface for dull finish</li> </ul>
Roll		25 mm x 2,7 m	4053.R1	
		25 mm x 33 m	4053.R2	



**BONDING TAPE MINI**  
Mini-Strips



**BONDING TAPE**  
Strips

**BONDING TAPE** Adhesive Tape transparent with holes / extra strong adhesive strength

		Size	Art.No.	Description / Use
Strips	10 pcs.	3.8 x 30.5 cm	4068.10	<ul style="list-style-type: none"> <li>• Extra strong adhesive tape for permanent attachment from 3 to 6 weeks!</li> </ul>
	100 pcs.	3.8 x 30.5 cm	4068.Box	
Mini-Strips	36 pcs.	20 x 40 mm	4068.Mini	<ul style="list-style-type: none"> <li>• Best hold if scalp is oil and fat free</li> <li>• Before attachment clean skin with "Blue Peeling Gel" and "Blue Deep Cleaning Shampoo"</li> </ul>



**ULTRA TAPE**  
Frontstrips



**ULTRA TAPE**  
Strips



**ULTRA TAPE**  
Mini-Strips

**ULTRA TAPE**  
Roll



**ULTRA TAPE** Adhesive Tape transparent / extra strong adhesive strength / matt surface

		Size	Art.No.	Description / Use
Strips	36 pcs.	25 x 75 mm	5046.S	<ul style="list-style-type: none"> <li>• Extra strong adhesive tape for permanent attachment from 3 to 6 weeks!</li> </ul>
Frontstrips	36 pcs.	25 x 75 mm	5046.A	
Mini-Strips	72 pcs.	20 x 40 mm	5046.Mini	<ul style="list-style-type: none"> <li>• Best hold if scalp is oil and fat free</li> </ul>
Roll		25 mm x 2.7 m	5046.R1	<ul style="list-style-type: none"> <li>• Very thin/flexible + antireflection (very matt) surface, perfect for thin lace-fronts</li> </ul>
		25 mm x 33 m	5046.R2	

➔ BONDING LIQUID ADHESIVES & CARE PRODUCTS  
THE MANAGER TOP ACCESSORY RANGE



BONDING LIQUID ADHESIVES

	Size	Art.No.	Description / Use
Track-Safe	15 ml	5050	Medical liquid adhesive for permanent full head attachment for up to 4 weeks (bonding method A)
	150 ml	5052	
Track-Power	40 ml	5043	Alternative for Track-Safe with higher adhesive strength, particularly suitable for high outside temperatures, high air humidity and stronger transpiration of customer
	150 ml	5042	



BONDING LIQUID ADHESIVES

	Size	Art.No.	Description / Use
NO TAPE	0.5 oz. (14 g)	5057.15	Medical liquid adhesive silicone based for edge-bonding, attachment for up to 4 weeks
	1 oz. (28 g)	5057.30	
Ultra-Bond	100 ml	5056	Liquid adhesive for permanent full head attachment for up to 4 weeks (bonding method A)
Ultra-Bond Touch with brush	40 ml	5056-Touch	Thinner version of Ultra-Bond, to touch-up (bond) lifting areas as front and sides and for attachment up to 2 weeks
Tight-Grip with sponge	40 ml	5054	Front-attachment for lace and PU, attachment for up to 2 weeks





BLUE PEELING GEL      BLUE DEEP CLEAN SHAMPOO      CITRUS CLEANER      TRACK-SAFE REMOVER      SPONGE      BRUSH

BONDING CLEANSING & ACCESSORIES

	Size	Art.No.	Description / Use
Blue Peeling Gel	200 ml	5080	Peeling gel for deep cleansing of scalp, removes dandruff, scaling and crustration
	1 litre	5081	
Blue Deep Clean Shampoo	200 ml	5082	Deep cleansing of skin and hair to remove fat and oil
	1 litre	5083	
Citrus Cleaner	1 litre	5058.1L	Cleaner with citrus oil, cleansing of hairsystem and to remove bonding adhesives
	5 litre	5058.5L	
Track-Safe Remover	200 ml	5055	Dissolves and removes hairsystem from scalp, suitable for all bonding adhesives, spray bottle, mild on skin
Sponge for application of liquid adhesives	10 pcs.	4097	Cosmetic sponge to apply liquid adhesive thinly and evenly, disposable
Brush for application of liquid adhesives	6 pcs.	4097.P	Cosmetic brush to apply liquid adhesive thinly and evenly, disposable

MASTIX  
ADHESIVE TAPE FOR REINFORCEMENT  
BROWN LINER



MASTIX      MASTIX PERMANENT      MASTIX REMOVER      ADHESIVE TAPE FOR REINFORCEMENT 3M      BROWN LINER

	Size	Art.No.	Description / Use
Mastix	30 ml	4065	Liquid adhesive for PU
Mastix Permanent	50 ml	4066	Liquid adhesive for PU, stronger than Mastix
Mastix Remover	50 ml	4067	To resolve and remove Mastix
Adhesive tape for reinforcement / 3M	25 mm x 9 m	4057	One-sided adhesive tape for gentle treatment of adhesive surface
Brown Liner Roll	25 mm x 2.7 m	5053	Adhesive tape with tissue for edge-bonding with Track-Safe (bonding method C)

→ ATTACHMENT SYSTEMS  
CLIPS



## WAVE-CLIPS

	Colour	Art.No.
WAVE-CLIP 24 mm	black	4110-01
	brown	4110-02
	light brown	4110-03
	beige	4110-04
	silver	4110-05
WAVE-CLIP 28 mm	black	4112-01
	brown	4112-02
	light brown	4112-03
	beige	4112-04
	silver	4112-05
WAVE-CLIP 32 mm	black	4114-01
	brown	4114-02
	light brown	4114-03
	beige	4114-04
	silver	4114-05

## FINGER-CLIPS

	Colour	Art.No.
FINGER-CLIP 24 mm	black	4120-01
	brown	4120-02
	light brown	4120-03
	beige	4120-04
	silver	4120-05
FINGER-CLIP 32 mm	black	4124-01
	brown	4124-02
	light brown	4124-03
	beige	4124-04
	silver	4124-05
FINGER-CLIP 36 mm	black	4126-01
	brown	4126-02
	light brown	4126-03
	beige	4126-04
	silver	4126-05

## PU-FINGER-CLIPS

	Colour	Art.No.
PU-FINGER-CLIP 32 mm	black	4134-01
	brown	4134-02
	light brown	4134-03
	beige	4134-04
	silver	4134-05

WAVE-CLIP  
24 mm




WAVE-CLIP  
28 mm



WAVE-CLIP  
32 mm



PU-FINGER-CLIP  
32 mm



FINGER-CLIP  
24 mm



FINGER-CLIP  
32 mm



FINGER-CLIP  
36 mm



PU-FINGER-CLIP  
rear



➔ ACCESSORIES  
THE MANAGER TOP  
ACCESSORY RANGE



COLOURS AND SAMPLES

	Size	Art.No.	Description / Use
<b>Manager Top colour rings</b>			
Synthetic	47 colours	4078	
Human Hair (SecretHair®)	47 colours	4078.SH	
Hair Volume samples (density guide)	7 samples	4081	60 %, 80 %, 100 %, 115 %, 130 %, 150 %, 180 %
Cap sample ring	29 caps	4086.01	Small sample caps for style choice of toupees and integrations, ideal for custom made orders
Curl sample ring	10 curls	4082	Small sample curls for selection of curls, ideal for custom made orders
Hair quality sample ring	10 hair types	4083	Different hair strands to select the hair quality, ideal for custom made orders
PU sample ring	9 thicknesses	4085	G1, G2, G4, G6, G8, G9, G12, G16, G20
Base material sample ring	27 samples	4098	Different base/tulle materials for illustrating and determining the cap for individual custom-made orders

CAST

	Size	Art.No.	Description / Use
Foil for toupee pattern, soft	30 x 20 cm 5 pcs.	4092	Soft foil for toupee pattern which is base for cast, for stabilisation a Scotch-895 adhesive tape must be stuck onto pattern / foil
Scotch-895: Ahesive tape for stabilising pattern	19 mm x 50 m	4094	One-sided stable adhesive tape, stabilises soft toupee pattern
Water-Cast	20 x 15 cm	4092.WC20	Low-temperature-plastic, softens in a water bath having a temperature of 75-80° C, after short cooling time down to approx. 40° C the plastic is elastic and mouldable and can be moulded direct on the customer's scalp
Professional cast for pattern (plastic)	30 x 20 cm	4092.WC30	

CAPS AND REPAIR-MATERIAL

	Size	Art.No.	Description / Use
PU foil thin (G6)	approx. 30 x 60 cm	4093.PUNS	PU foil for repairs and additional adhesive surfaces
PU foil standard (G12)	approx. 30 x 60 cm	4093.PU	
PU foil with silicone (extra grip PU)	approx. 20 x 30 cm	4093.SPU	PU with silicone adheres on scalp
Monofilament	approx. 30 x 60 cm	4093.M	Welded-Mono as in MT-400
Welded-Mono	approx. 30 x 60 cm	4093.MM	Welded-Mono as in MT-3000
PU glue	100 g	4090-100	Adhesive for attachment of PU on Mono for repairs and additional adhesive surfaces
Elastic band with velcro, various colours	2 pcs.	4025	Repair/exchange of size adjustment in wig caps
Velvet cloth, set with 5 colours	15 x 20 cm	4027	Velvet cloth for sewing into cap for repairs and additional velvet surface
Silicone-Plaster (3 strips)	38 x 68 mm	4069	Eliminates itching and minimizes allergic reactions in Fine-Mono areas.
Velcro-Band beige	30cm x 25 mm	4029-01	5 strips
Velcro-Band black		4029-02	
Toupee caps			Various caps on request
Wig caps			Various caps on request



Decoration head men



Wig stand



Styrofoam head



Suction holder



Half-bowl



Holder (wood)



Steam-former

## STORAGE

	Size	Art.No.	Description / Use
Decoration head men	55 cm head size	4007	
Wig stand		4046	Wig stand for storage and for drying
Styrofoam head	53 cm head size	4011	
Half-bowl made of Styrofoam		4014	
Suction holder (plastic)		4087	For attachment of Styrofoam head respectively
Head-holder (wood)		4084	half-bowl of Styrofoam at table

## STYLING HEADS

	Size	Art.No.	Description / Use
Postiche head	50 - 60 cm head size	401250 - 401260	Styling head with cork-shred-filling, sizes for 50 to 60 cm head size, hand-stuffed quality
Postiche needles	100 pcs.	4095	
Stainless steel rack adjustable in height with wooden joint	height 75 - 140 cm	4012.BS	Head-holder for Postiche head
Head-holder, stainless steel, adjustable in height with wooden joint		4012.TKH	
Head-holder, iron bolt with wooden joint		4012.TKH-small	

## STEAM-FORMER / PINKING SCISSORS

	Art.No.	Description / Use
Steam-former, hand steamer	4075	For recast (forming) of synthetic hair with steam
Pinking scissors	4074	Pinking scissors for cutting of lace-fronts

# BONDING CONCEPT

I. <u>BONDING CONCEPT</u>	47
II. <u>BONDING METHOD A</u>	48-51
FULL HEAD BONDING with medical liquid adhesive	48-49
BONDING WITHOUT PATTERN Step by Step	50
BONDING WITH PATTERN Step by Step	51
III. <u>BONDING METHOD B</u>	52
FULL HEAD BONDING with adhesive tape	52
IV. <u>BONDING METHOD C</u>	53
EDGE BONDING with adhesive tape + liquid adhesive	53



## I. BONDING CONCEPT

The Bonding hairsystem is either cut to the required size out of a standard toupee ex stock or is supplied as custom made order. The client's scalp is cleaned with special products and prepared for bonding. The bonding is realised with medical liquid adhesive (Method A – full head bonding), with special adhesive tapes (Method B – full head bonding) or with a combination of adhesive tape and liquid adhesive (Method C – edge-bonding). The connection will last for about 3 - 6 weeks. This depends on method, care and handling of customer as well as on type of client's scalp.

- The client always receives two hairsystems so the removed hairsystem can be thoroughly cleaned. This enables professional working and a long lasting connection.
- The bonding, removing and cleaning of the hair system is done in the studio using special cleansing and care products.
- The hairsystem is used permanently (24 hours, day and night). Therefore it is more likely to be worn out quicker than a classical toupee. Depending on the hairsystem, a final exchange after 1-6 months is recommended. Depending on the hairsystem and the application the client therefore needs 2-12 hairpieces per year.



## II. BONDING METHOD A

Method A is FULL HEAD BONDING WITH MEDICAL LIQUID ADHESIVE (e.g.Track-Safe).



### STEP 0: TOLERABILITY

To test tolerability of the chosen liquid adhesive: Apply liquid adhesive on skin, let it dry and cover it with a plaster. Check the skin-reaction after 24 hours. The medical liquid adhesives (TRACK-SAFE and TRACK-POWER) are dermatologically tested. If a skin-reaction or an increased sensibility occurs, please avoid any further contact with this product.

### STEP 1: REMOVING THE HAIRSYSTEM

Start to remove the hairsystem with TRACK-SAFE REMOVER-SPRAY, by spraying it beneath the edge (make sure the client has lent back his head). Work in the remover by spraying it from back to front and peel off the hairpiece carefully.

### STEP 2: CLEANSING OF HAIRSYSTEM

To clean a hairsystem of PU-Skin apply some CITRUS CLEANER on the area of the hairpiece from which you intend to remove the adhesive or if to clean a hairsystem of Welded-Mono / Lace put the complete hairpiece into some Citrus Cleaner and let it work in overnight. Remove adhesive residues carefully with a spatula. Rinse the hairsystem with clear water (tough jet of water) from the top to remove entire adhesive. Wash hair system with BLUE DEEP CLEAN SHAMPOO, let it work in for a short period and rinse with lukewarm water. Before bonding the hairsystem must be dry and its base should not show residues of shampoo, balm, adhesive or oil. Finally clean the underside of hairpiece with alcohol!

### STEP 3: CLEANSING THE SCALP

After having removed the hairsystem, spray some TRACK-SAFE REMOVER on the scalp to remove all adhesive residues. Then head's skin is washed with water. Afterwards apply BLUE PEE-LING GEL on the scalp with smooth rotating movements. By this procedure the skin is peeled and cleaned thoroughly. Leave on scalp for 5 minutes and wash with BLUE DEEP CLEAN SHAMPOO to remove oil and fat from the scalp. Remove remaining hairs carefully with a razor blade. Finally wipe the skin with alcohol!





#### STEP 4: DRYING OF SCALP

Dry the skin carefully. Do not use a blow dryer at this stage, since this would increase the formation of oil on the scalp.

#### STEP 5: BONDING

The scalp is now prepared and ready for bonding with either TRACK-SAFE or TRACK-POWER.

##### **Application Instructions TRACK-SAFE:**

Apply a thin layer of TRACK-SAFE with a sponge to the bonding area on the scalp. Leave it on for 7 minutes until the adhesive turns transparent. Repeat this process and apply a second thin layer of adhesive which also has to dry 7 minutes.

##### **Application Instructions TRACK-POWER:**

Apply 4 thin coats of TRACK-POWER to client's scalp. Wait 20 seconds in between coat 1 to 3 for each coat to dry. Wait 4 minutes after application of 4<sup>th</sup> coat.

**Press now base strongly onto scalp.** The hairsystem can be styled after 5 minutes. The adhesive must have become completely dry. Therefore it is not allowed to wash hair within the first 24 hours after bonding. Excessive perspiration can also affect bond. Please advise client to refrain from all strenuous activities for 36 hours.

## II. METHOD A: BONDING **WITHOUT** PATTERN STEP BY STEP

SECRET|HAIR®

Using the example of a PU-Skin hairsystem (SECRET-SKIN)



The scalp is shaved clean.



The hairline is marked with a wipeable pencil (dermatograph or eyeliner from the drugstore).



The mark is then removed so that it is only visible slightly.



Medical adhesive is carefully applied on whole scalp.



Medical adhesive is additionally applied on front of hairpiece.  
**(Attention! Only on PU-Skin!)**



After drying time (see Step 5) apply hairpiece exactly at the hairline mark.



The hairpiece is now cautiously placed on whole scalp.



The hairpiece is combed from the tips cautiously.



Now the hairpiece is lifted and the cap is cut exactly along the scalp line.



The hair can now be cut as usual and formed with blow dryer, hair spray, gel etc., according to client's requirement.



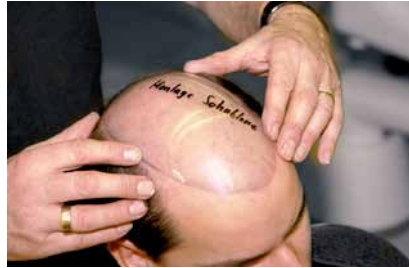
## II. METHOD A: BONDING **WITH** PATTERN STEP BY STEP

SECRET|HAIR®

Using the example of a Soft-Mono-Lace hairsystem (MT-3000)



Remove hair thoroughly from the scalp.



A pattern is made in order to cut the stock hairsystem into required size.



The contour (size) is marked onto back side of the hairsystem with a textile marker.



Along the white line hair is sectioned and cap is cut accordingly with scissors.



Take the pattern and apply three marking points onto scalp and onto hairsystem.



Apply masking tape (available in MT assortment) around the pattern to avoid that adhesive sticks to forehead and hair.



Medical liquid adhesive is applied onto scalp using a sponge.



After drying time (see Step 5) place hair system onto scalp exactly according to marked points.



The hair can now be cut as usual and can be formed with blow dryer, hairspray or gel according to client's requirement.

STEP BY STEP

### III. BONDING METHOD B

Method B is FULL HEAD BONDING WITH ADHESIVE TAPES (GREEN LINER, BLUE LINER, BONDING TAPE or ULTRA TAPE).

All adhesive tapes are specially developed for permanent bonding (details on page 38-39).

#### STEP 0: TOLERABILITY

To test tolerability of adhesive attach a piece to the skin and cover it with a plaster. Check skin-reaction after 24 hours. If a skin-reaction or an increased sensibility occurs, please avoid any further contact with this product.

#### STEP 1: REMOVING OF HAIRSYSTEM

Start to remove the hairsystem by spraying TRACK-SAFE REMOVER-SPRAY or MANAGER TOP CLEANER, beneath the edges of adhesive area (make sure that the client has lent back his head). Work in the remover by spraying it from back to front and peel off the hairpiece carefully. The adhesive tape will remain on the hairpiece after a longer wearing period. Please avoid pulling-off with force. By this hair will stick to the tape or the hairsystem can be torn.

#### STEP 2: CLEANSING OF HAIRSYSTEM

Cleansing is done in the same way as described for method A. The adhesive tape swells in CITRUS CLEANER and can be removed easily.

#### STEP 3: CLEANSING OF SCALP

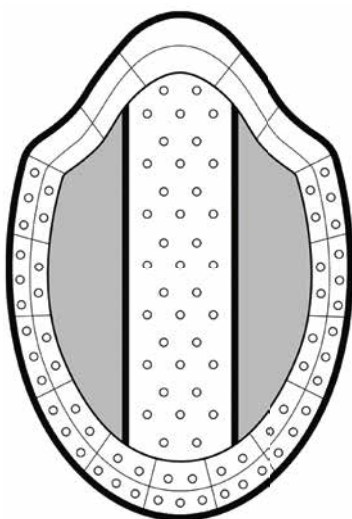
Cleansing of scalp is done in the same way as described for method A.

#### STEP 4: DRYING OF SCALP

Dry the skin carefully. Do not use a blow dryer at this stage, since this would increase the formation of oil on the scalp.

#### STEP 5: ATTACHMENT

The scalp is now prepared and ready for the connection with GREEN LINER, BLUE LINER, BONDING TAPE respectively ULTRA TAPE. First the adhesive tape is attached to the hairsystem. The edges should be covered completely with tape, and glued very accurately (exactly to a millimetre). If an overhang occurs, the hairsystem could roll up after a while. Folds in the adhesive tape must be avoided. In the middle of the hairsystem some additional tapes should be attached. Carefully moisten the tape a little with water or MANAGER TOP CLEANER from the lower side and position the base on the scalp. **After 5 minutes press the base firmly to scalp. Attention: without moistening, the tape will glue immediately.** The hairsystem can be blow-dried and styled just as you like after five minutes. Do not wash the hair for the first 24 hours after bonding. The adhesive must become completely dry.



Attachment with bonding tape  
Strips for center (top) + Mini-Strips for edge.

## IV. BONDING METHOD C

Method C is TRACK-BONDING (EDGE-BONDING) WITH ADHESIVE TAPE (BROWN LINER) and MEDICAL LIQUID ADHESIVE (e.g. TRACK-SAFE).

For edge-bonding the hairsystem is fixed on a 2.5 cm wide edge from temple to temple. The hairpiece must have a PU-edge on which a special adhesive tape (BROWN LINER) is glued. Medical liquid adhesive (e.g. TRACK-SAFE) is spread on the adhesive tape. The connection will last for approx. up to 8 weeks. Suitable styles for edge-bonding are for example MT-2500, MT-2700, MT-5000, MT-5500, MT-6000 or a custom-made hairpiece.

### STEP 0: TOLERABILITY

To test tolerability of TRACK-SAFE apply some adhesive to the skin, let it dry and cover it with a plaster. Check skin-reaction after 24 hours. TRACK-SAFE is dermatologically tested. If a skin-reaction or an increased sensibility occurs, please avoid any further contact with this product.

### STEP 1: REMOVING OF HAIRSYSTEM

Remove the hairsystem using TRACK-SAFE REMOVER-SPRAY (Remover), spraying beneath the edge of the adhesive area and peel-off carefully.

### STEP 2: CLEANSING OF HAIRSYSTEM

Cleansing is done in the same way as described for method A. The adhesive tape swells in CITRUS CLEANER and can be removed easily.

### STEP 3: CLEANSING OF SCALP

Cleansing of scalp is done in the same way as described for method A.

### STEP 4: DRYING OF SCALP

Dry the skin carefully. Do not use a blow dryer at this stage, since this would increase the formation of oil on the scalp.

### STEP 5: ATTACHMENT

Attach BROWN LINER to the PU-edge of hairsystem. Remove foil from the adhesive tape and apply TRACK-SAFE using a brush. Additionally a thin layer of TRACK-SAFE is to be applied with a sponge to the bonding-area of scalp. The adhesive has to dry 7 minutes until it becomes a transparent appearance. **Press the hairsystem onto the scalp. Attention: No air bubbles must be underneath the adhesive edge.** The hairsystem can be blow-dried and styled just as you like after five minutes. Do not wash the hair for 24 hours after bonding. The adhesive must become completely dry. The hairline is fixed with a normal adhesive tape (e.g. RED LINER). This can be changed after some days by the customer himself.

→ COLOUR GUIDE  
BASE COLOURS



1B black



2 almost black



2B brown



3 medium brown



4 medium light-brown



6 light brown



7 red brown



8 dark blond



9 warm dark blond



10 bright dark blond



11 warm dark ash blond



12 dark ash blond



12G lively dark ash blond



14 medium blond



15 warm medium blond



16 light ash blond



18 medium ash blond



21 light blond



23A/26 light/platin-blond (mixed)



60 white

→ COLOUR GUIDE  
COLOURS WITH WHITE HAIR



2B/10 colour 2B with 10% white



2B/20 colour 2B with 20% white



2B/40 colour 2B with 40% white



2B/60 colour 2B with 60% white



4/20 colour 4 with 20% white



4/40 colour 4 with 40% white



4/60 colour 4 with 60% white



4/80 colour 4 with 80% white



4/90 colour 4 with 90% white



4/90-Y colour 4 with 90% white (slightly yellowish)



10/20 colour 10 with 20% white



10/40 colour 10 with 40% white



10/60 colour 10 with 60% white



10/85 colour 10 with 85% white



11/30 colour 11 with 30% white



11/40 colour 11 with 40% white



11/75 colour 11 with 75% white



11/95 colour 11 with 95% white



12/25 colour 12 with 25% white



12/50 colour 12 with 50% white



12/75 colour 12 with 75% white



14/20 colour 14 with 20% white



14/40 colour 14 with 40% white



14/60 colour 14 with 60% white

Hair colours may slightly differ from image.



PROFESSIONAL HAIRSYSTEMS FOR MEN